

ANAND PUBLIC SCHOOL

HOLIDAYS HOMEWORK FOR CLASS - NURSERY

DATE SHEET OF P.T.-4

27/01/2025	English Written & Oral
28/01/2025	Drawing
29/01/2025	Maths Written & Oral
30/01/2025	Conversation + G.K.
31/01/2025	Rhymes & Drawing

SYLLABUS OF P.T.-4

ENGLISH WRITTEN:- Alphabets A to Z (Single dot), Look at the picture and trace the correct letter, Match the alphabets with picture.

ENGLISH ORAL:- Recognition of alphabets A-Z

MATHS WRITTEN:- Counting 1 to 20 (Single dot), Circle the number which is next to the given number, Match it

MATHS ORAL:- Counting 1 to 20

G.K. (ORAL):- * Our helpers (Pg. No. 21) * Festivals (Pg. No. 22)

RHYMES:- Hindi - मोटूराम (Pg. No. 24) English:- Jack & Jill (Pg. No. 08)

CONVERSATION:-

1. Where do you live?
2. Where do you take bath?
3. Who teaches you at school?
4. Which is the capital of India?
5. How do you wish when its time to sleep?
6. Who is the Prime Minister of India?
7. What is your father?
8. What is your mother?

HOLIDAYS HOMEWORK

ENGLISH WRITTEN:- Do written practice of alphabets A to Z on single dot.
(One page daily)

MATHS WRITTEN:- Do written practice of counting 1 to 20
(On single dot) (One page daily)

*** Do Revision of All Syllabus.**

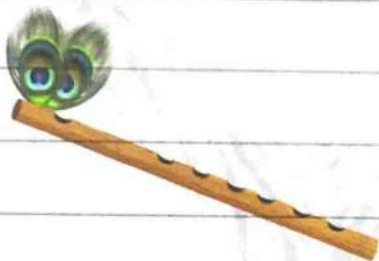
LEARN THESE LINES:- "MY SCHOOL"

1. My school name is Anand Public School.
2. It is a big school.
3. I go to school daily.
4. I love my school.
5. My school is my second home.

Learn these lines

MY SCHOOL

1. MY School name is
ANAND PUBLIC SCHOOL.
2. It is a big School.
3. I go to School daily.
4. I Love My School.
5. My School is my Second
home.




CLASS - NUR

MATHS WORK SHEETS


Shape House

This is a house of shapes. Colour it as per the given shape colours.



Dot Painting

Colour the dolphins **blue** with cotton buds.






NAME: _____

CLASS: _____


DATE: _____

BIG & SMALL

Color Big object with red and Small with blue.





Now, using adhesive and colourful glitter, make this rainbow.



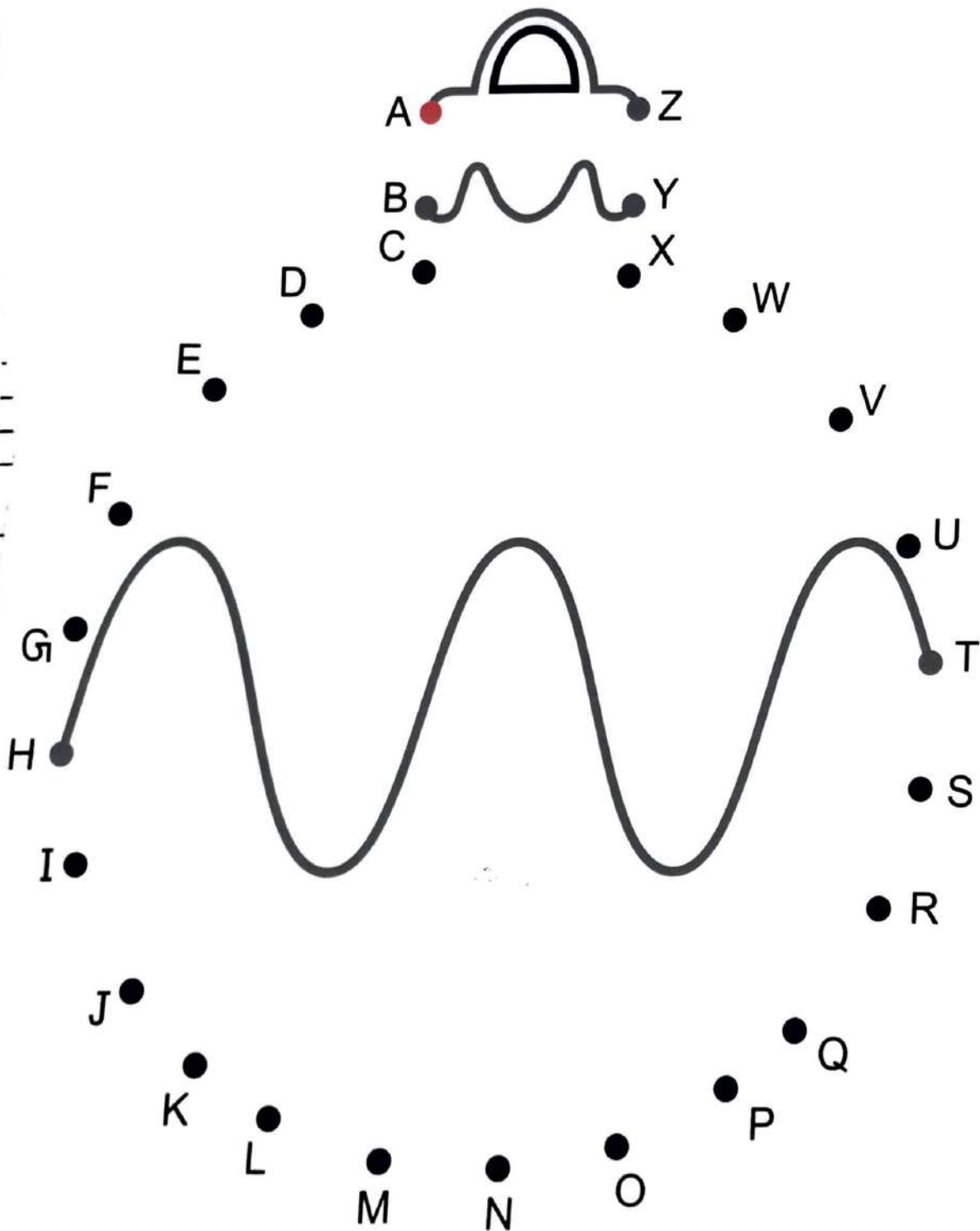
Missing Letters

Write the missing letters to complete the chains.



Connect with Letters






Connect the dots from **A** to **Z** in alphabetical order.
Colour the picture.



CLASS-NUR
G.K WORKSHEETS

Fruits

COLOUR THE FRUITS



Vegetables

COLOUR THE VEGETABLES

