

ANAND PUBLIC SCHOOL

“Summer vacation is the best time for families to slow down, reconnect, and spend meaningful ‘US’ time together.”

Dear Parents,

Summer Vacation offers a refreshing break for children - a chance to relax, explore, and rejuvenate. More than just a pause from school work, it's a precious time to nurture bonds, foster creativity and plant the seeds of values and memories that last a lifetime.

Children may not remember every toy they receive, but they will always carry the warmth of stories told, meals shared and moments spent with their loved ones. Let's use this opportunity to guide, support and connect with them in ways that matter most.

Below are few suggestions:-

1. All homework must be written clearly and neatly.
2. Assignments should be completed independently by the students. Parental support is encouraged, but the effort should reflect the child's own capabilities.
3. Try conversing in English to help them be comfortable with the language.
4. Ensure that all work is completed within the given time frame.
5. Holidays homework will be assessed and carry weight in evaluations across all subjects.
6. Children are likely to follow their routine if we give them Positive instructions and lots of praise/appreciation for what they do right.
7. Science week is celebrated in the month of July to enhance the scientific attitude.
8. Encourage daily reading. Cultivating a reading habit is key to lifelong learning.

DATESHEET FOR P.T. - 2

DATE	IV	V	VI	VII	VIII
JULY 08, 2025	English	English	English	English	English
JULY 11, 2025	Hindi	Hindi	Hindi	Hindi	Hindi
JULY 15, 2025	Science	Science	Science	Science	Science
JULY 18, 2025	S.St.	S.St.	S.St.	S.St.	S.St.
JULY 22, 2025	Maths	Maths	Maths	Maths	Maths

School will reopen on July 02, 2025 (Wednesday)

Holidays Homework will be uploaded on E-Care and our website.
Wishing You all a joyful, relaxing and enriching Summer Break
Enjoy, Enrich, Empower!



HOLIDAYS HOMEWORK FOR CLASS - VI

SESSION: (2025-26)

English

Let's be Creative

- Create your own mini-dictionary of new and interesting words you discover during the holidays.
- Presentation Ideas (Use A4 sheet or small notebook)
 - Decorate the cover by word dictionary by your name.
 - Add colors, borders, and drawing to make it attractive.
 - You can arrange the words alphabetically (A to Z)
- **Story in a Comic Strip**
 - Write a short imaginary story in the form of a comic strip.
 - Add characters, speech bubbles, and drawing.

Topic:- An Alien Visit My School

- 1) Make a flashcard on nouns (Roll No. 1 to 24)
- 2) Make a flashcard on conjunction (Roll No. 25 to 43)

Let's be a good Reader

- Do comprehension of page no. 157, 158, 159 in grammar book

Learning Activities

- Learn all difficult words of chapter 1 to 4.
- Learn full syllabus of PT-2. English literature:- chapter 3, 4. English language:- chapter 4, 6, 7

Revision

Solve review 1 on Pg. No. 55, 56 in Grammar Book.

Science

Draw Diagrams in Holiday Homework Notebook

1. Shapes of Magnet (Pg. no. 51)
2. Magnetic Pole Cannot Exist Independently (Pg. no. 55)
3. A Magnet Compass Pg. no. 56)
4. Earth as a Magnet (Pg. no. 58)
5. Balanced Diet (Pg. no.43)
6. Any Two Food Rich in Carbohydrates (Pg. no. 35)
7. Any Two Food Rich in Fats and Oil (Pg. no. 36)
8. Food Rich in Vitamins (Pg. no. 38-39)
9. The Solar System (Pg. no. 11)
10. Venation in Leaves (Pg. no 17)
11. Top Root, Fibrous Root (Pg. no 16)
12. Monocot Seed, Dicot Seed (Pg. no 18)

Revise Full Syllabus of P.T-2 (Chapter 3 and 4)

Activities

- Make a Report on the Nutritional Information Given at the Backside of Food Items like Chips, Biscuits, Chocolate, etc. Also, state how healthy can food item is.
- Collect Pictures of Fresh Water and Marine Plant and Animals from Newspaper and Magazine. Prepare their Charts

General Knowledge

Do Page No:- 5, 9, 15, 17, 21, 23, 34, 11

Moral Value

Revise Ch. 1 to 4 Book exercises and Moral of the story.

Social Science

- Note:- All work will be done in your SST notebook.
- Make a diagram of the earth showing important parallels of latitude
- Draw two dresses of any two different states of India and colour them beautifully
- Make a collage of crops grown at Inamgaon and animals found there (Ch-3 His)
- **Revise PT-2 Syllabus**

Maths

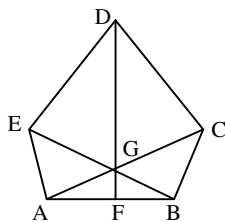
Worksheet

1. (a) Name the Points/Vertices

(b) Name the line segment

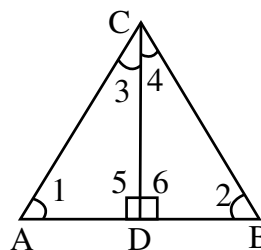
(c) Point of intersection

(d) Name the diagonals



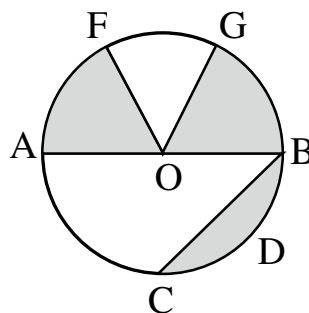
2. Draw a polygon and shade its interior part.

3. Name the indicated angles using letters. (fig. Q. 3)



4. (i) Centre (ii) A chord (iii) Two sectors

(iv) A segment (v) Four Radii (vi) Diameter



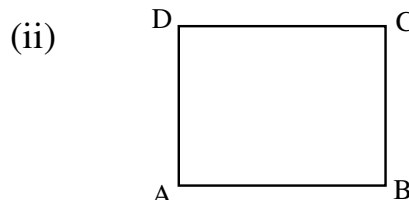
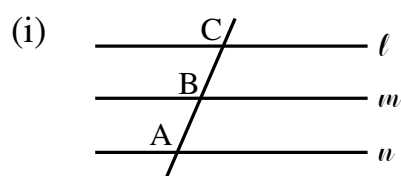
Or

AB=_____, OE=_____

5. Draw a circle of Radius 3 cm. Shade its semicircular region.

6. Draw 2 curved closed figures.

7. Identify Parallel lines



8. Find the angle subtended by

(i) Minute hand 15 mins

(ii) Hour hand 3 hrs.

9. Find no. of right angles

(i) 1 to 10

(ii) 10 to 4

(iii) 5 to 8

10. Classify the angles:-

181° , 89° , 23° , 106° , 237° , 180° , 360° , 90° , 0°

11. Match it:-

(a) Obtuse angle

(i) 180°

(b) Reflex angle

(ii) 90°

(c) Right angle

(iii) 200°

(d) Straight angle

(iv) 160°

12. Classify the triangles:-

(i) x cm, y cm, z cm

(ii) 3.5 cm, 3.5 cm, 3.5 cm

(iii) 91° , 44° , 45°

(iv) 60° , 30° , 90°

(v) 4 cm, 7 cm, 4 cm

(vi) 120, 20, 40

(vii) 56° , 76° , 48°

13. Fill in the blanks:-

- (i) Scalene triangle has _____ sides.
(ii) Isosceles triangle having _____ sides.
(iii) Equilateral triangle has _____ sides.

14. Find the predecessor & successor of -6, 0, 8, -3, -1

15. Indicate using integers:-

- (i) Profit of Rs. 120 (ii) Lose by 10 runs
(iii) A deposit of Rs. 5000 (iv) 24°C above zero

16. Represent on number lines:

- (i) $7 - 2 =$ (ii) $2 - (-3)$ (iii) $-8 - (-4)$

17. Add the integers:-

- (i) $+650 + (-120)$ (ii) $-15 + (-20)$

18. Find the HCF:-

- (i) 12, 16, 28 (ii) 32, 56, 46

19. Find the LCM:-

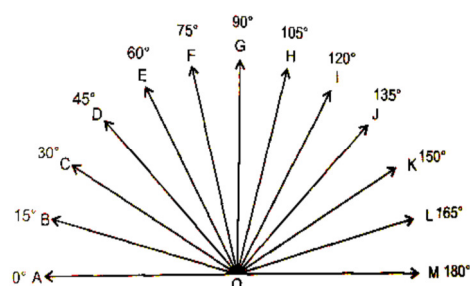
- (i) 21, 28, 36 (ii) 12, 18, 24, 30

20. Find the least number which when divided by 6, 10, 15, 30 leaves a remainder of 2.

Activity

1. Using the given Figure, fill up the following table:

Angle	Type of angle	Measure of the angle
$\angle AOE$		
$\angle COD$		
$\angle BOL$		
$\angle BOI$		



Computer

Learn Ch - 1, 2, 3 full Book exercise & Ques./Ans.

Hindi (Learn Ch - 1, 2, 3 full including Book exercise)

1. पाठ दोहराएँ:

- साहित्य पाठ: 3 और 4
- व्याकरण पाठ: 3 और 4

2. शब्द अभ्यास:

- विलोम शब्द: क्रमांक 13–27
- पर्यायवाची: क्रमांक 14–26
 - अनेकार्थी: क्रमांक 19–36
 - वाक्यांश: क्रमांक 19–40

3. लेख लिखें (सृजन लेखन): (हिंदी व्याकरण में)

- पर्वतीय स्थल की यात्रा
- मेरी प्रिय पुस्तक

4. गतिविधि:

- रोज़ाना एक समाचार लिखें और पेज सजाएँ (हिंदी व्याकरण में)
- कठिन शब्द लिखें वे दोराई (हिंदी लैंग्विश नोट बुक) From Ecare app Term-1

Sanskrit

- पाठ 1 से 6 याद करें।
- पाँच गीता के श्लोक और उनके अर्थ लिखें।
- संस्कृत की नोटबुक में इसे सुंदर तरीके से सजाकर प्रस्तुत करें।

Punjabi

1. Paste pictures of Ten Guru's of Sikh religion. Write about 4-5 lines.
2. ਦੇਸੀ ਮਹੀਨਿਆਂ ਦੇ ਨਾਂ ਲਿਖੋ 1
3. ਜਮਾਤ ਵਿੱਚ ਕਰਵਾਏ ਗਏ ਕੰਮ ਦੀ ਦੁਹਰਾਈ ਕਰੋ 1
4. ਆਪਣੀ 'ਮਾਂ' ਦੀ ਫੋਟੋ (Paste) ਕਰੋ ਅਤੇ ਪੰਜਾਬੀ ਵਿਚ ਉਹਨਾਂ ਬਾਰੇ ਲਿਖੋ 1